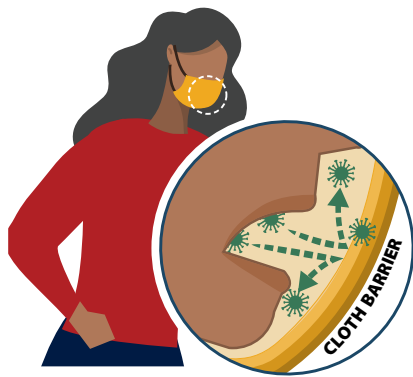
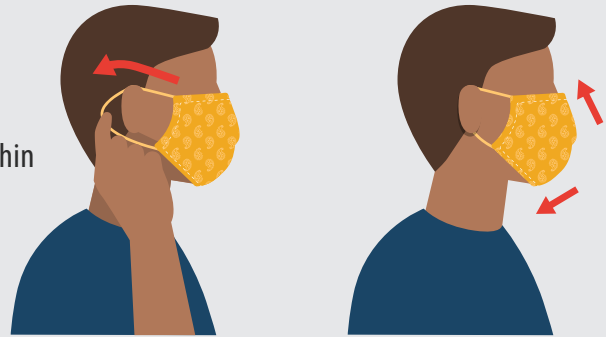


How to Safely Wear and Take Off a Cloth Face Covering

Accessible: <https://www.cdc.gov/coronavirus/2019-ncov/prevent-getting-sick/diy-cloth-face-coverings.html>

WEAR YOUR FACE COVERING CORRECTLY

- Wash your hands before putting on your face covering
- Put it over your nose and mouth and secure it under your chin
- Try to fit it snugly against the sides of your face
- Make sure you can breathe easily
- Do not place a mask on a child younger than 2



USE THE FACE COVERING TO HELP PROTECT OTHERS

- Wear a face covering to help protect others in case you're infected but don't have symptoms
- Keep the covering on your face the entire time you're in public
- Don't put the covering around your neck or up on your forehead
- Don't touch the face covering, and, if you do, clean your hands

FOLLOW EVERYDAY HEALTH HABITS

- Stay at least 6 feet away from others
- Avoid contact with people who are sick
- Wash your hands often, with soap and water, for at least 20 seconds each time
- Use hand sanitizer if soap and water are not available



TAKE OFF YOUR CLOTH FACE COVERING CAREFULLY, WHEN YOU'RE HOME

- Untie the strings behind your head or stretch the ear loops
- Handle only by the ear loops or ties
- Fold outside corners together
- Place covering in the washing machine
- Wash your hands with soap and water



Cloth face coverings are not surgical masks or N-95 respirators, both of which should be saved for health care workers and other medical first responders.

For instructions on making a cloth face covering, see:

[cdc.gov/coronavirus](https://www.cdc.gov/coronavirus)

Please wear a cloth face covering.



**Maintain a distance of 6 feet
whenever possible.**



cdc.gov/coronavirus

Cover Coughs and Sneezes

Stop the spread of germs
that can make you and others sick!



Cover your
mouth and nose
with a **tissue**
when you
sneeze or cough.



If you don't
have a tissue,
use your
elbow.



Wash hands
often, **especially**
after coughing
or sneezing.

Symptoms of Coronavirus (COVID-19)

Know the symptoms of COVID-19, which can include the following:



Symptoms can range from mild to severe illness, and appear 2-14 days after you are exposed to the virus that causes COVID-19.

Seek medical care immediately if someone has emergency warning signs of COVID-19.

- Trouble breathing
- Persistent pain or pressure in the chest
- New confusion
- Inability to wake or stay awake
- Bluish lips or face

This list is not all possible symptoms. Please call your healthcare provider for any other symptoms that are severe or concerning to you.



cdc.gov/coronavirus

COVID-19: Quarantine vs. Isolation

QUARANTINE keeps someone who was in close contact with someone who has COVID-19 away from others.



If you had close contact with a person who has COVID-19



- Stay home until 14 days after your last contact.



- Check your temperature twice a day and watch for symptoms of COVID-19.



- If possible, stay away from people who are at higher-risk for getting very sick from COVID-19.

ISOLATION keeps someone who is sick or tested positive for COVID-19 without symptoms away from others, even in their own home.



If you are sick and think or know you have COVID-19



- Stay home until after
 - At least 10 days since symptoms first appeared **and**
 - At least 24 hours with no fever without fever-reducing medication **and**
 - Symptoms have improved



If you tested positive for COVID-19 but do not have symptoms



- Stay home until after
 - 10 days have passed since your positive test



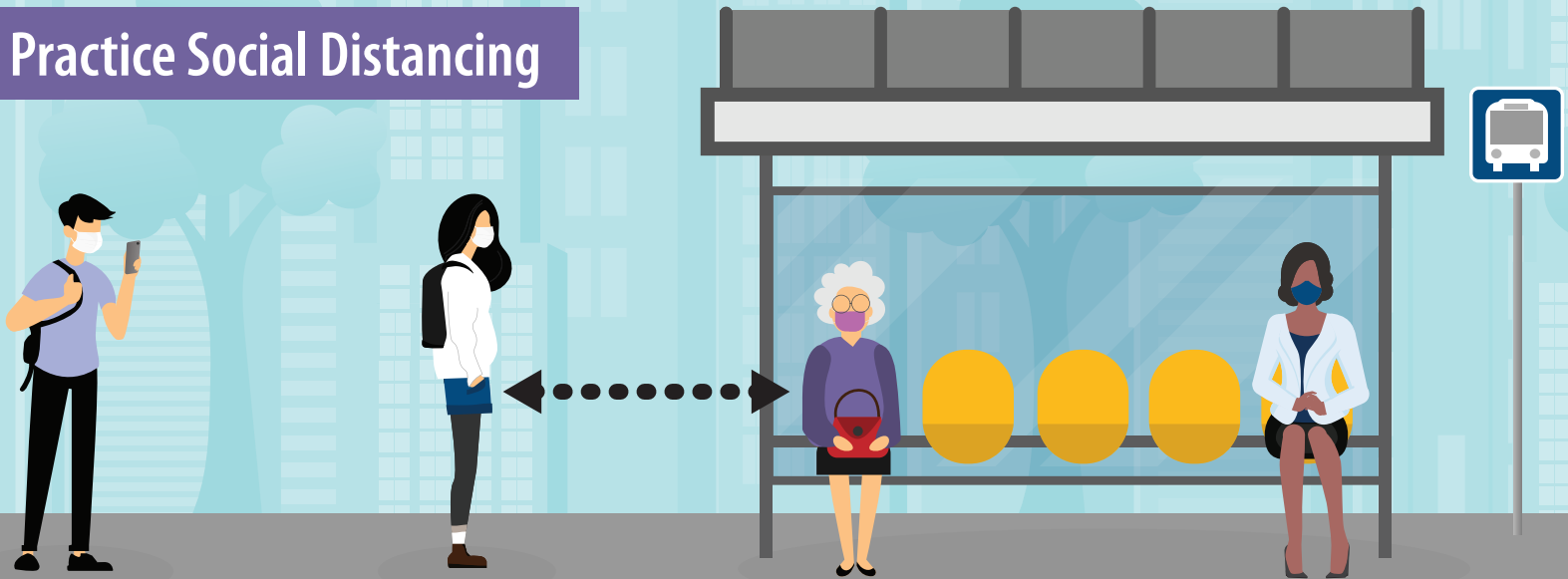
If you live with others, stay in a specific “sick room” or area and away from other people or animals, including pets. Use a separate bathroom, if available.



cdc.gov/coronavirus

Help Protect Yourself and Others from COVID-19

Practice Social Distancing



Stay 6 feet (2 arm's lengths) from other people.

And Wear a Cloth Face Covering



Be sure it covers your nose and mouth to help protect others.
You could be infected and not have symptoms.



cdc.gov/coronavirus

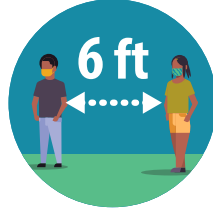
Important Information About Your Cloth Face Coverings

Print Resources Web Page: <https://www.cdc.gov/coronavirus/2019-ncov/communication/print-resources.html>

As COVID-19 continues to spread within the United States, CDC has recommended additional measures to prevent the spread of SARS-CoV-2, the virus that causes COVID-19. In the context of community transmission, CDC recommends that you:



**Stay at home
as much as
possible**



**Practice social
distancing
(remaining at
least 6 feet away
from others)**



**Clean your
hands often**



In addition, CDC also recommends that everyone wear cloth face coverings when leaving their homes, regardless of whether they have fever or symptoms of COVID-19. This is because of evidence that people with COVID-19 can spread the disease, even when they don't have any symptoms. Cloth face coverings should not be placed on young children under age 2, anyone who has trouble breathing, or is unconscious, incapacitated, or otherwise unable to remove the mask without assistance.

How cloth face coverings work

Cloth face coverings may prevent the person wearing the mask from spreading respiratory droplets when talking, sneezing, or coughing. If everyone wears a cloth face covering when out in public, such as going to the grocery store, the risk of exposure to SARS-CoV-2 can be reduced for the community. Since people may spread the virus before symptoms start, or even if people never have symptoms, wearing a cloth face covering may protect others around you. Face coverings worn by others may protect you from getting the virus from people carrying the virus.



General considerations for the use of cloth face coverings

When using a cloth face covering, make sure:

- The mouth and nose are fully covered
- The covering fits snugly against the sides of the face so there are no gaps
- You do not have any difficulty breathing while wearing the cloth face covering
- The cloth face covering can be tied or otherwise secured to prevent slipping



Wash your cloth face covering after each use in the washing machine or by hand using a bleach solution. Allow it to completely dry.

For more information, go to: <https://www.cdc.gov/coronavirus/2019-ncov/prevent-getting-sick/how-to-make-cloth-face-covering.html>



[cdc.gov/coronavirus](https://www.cdc.gov/coronavirus)

Share facts about COVID-19

Know the facts about coronavirus (COVID-19) and help stop the spread of rumors.

Accessible version: <https://www.cdc.gov/coronavirus/2019-ncov/daily-life-coping/share-facts.html>

**FACT
1**

Diseases can make anyone sick regardless of their race or ethnicity.

Fear and anxiety about COVID-19 can cause people to avoid or reject others even though they are not at risk for spreading the virus.

**FACT
2**

For most people, the immediate risk of becoming seriously ill from the virus that causes COVID-19 is thought to be low.

Older adults and people of any age who have serious underlying medical conditions may be at higher risk for more serious complications from COVID-19.

**FACT
3**

Someone who has completed quarantine or has been released from isolation does not pose a risk of infection to other people.

For up-to-date information, visit CDC's coronavirus disease 2019 web page.

**FACT
4**

There are simple things you can do to help keep yourself and others healthy.

- Wash your hands often with soap and water for at least 20 seconds, especially after blowing your nose, coughing, or sneezing; going to the bathroom; and before eating or preparing food.
- When in public, wear a cloth face covering that covers your mouth and nose.
- Avoid touching your eyes, nose, and mouth with unwashed hands.
- Stay home when you are sick.
- Cover your cough or sneeze with a tissue, then throw the tissue in the trash.

**FACT
5**

You can help stop COVID-19 by knowing the signs and symptoms, which can include:

- Fever
- Cough
- Shortness of breath

Seek medical attention immediately if you or someone you love has emergency warning signs, including:

- Trouble breathing
- Persistent pain or pressure in the chest
- New confusion or not able to be woken
- Bluish lips or face

This list is not all inclusive. Please consult your medical provider for any other symptoms that are severe or concerning.



[cdc.gov/coronavirus](https://www.cdc.gov/coronavirus)



Feeling Sick?

Stay home when you are sick!

If you feel unwell or have the following symptoms
please leave the building and contact your health care provider.
Then follow-up with your supervisor.

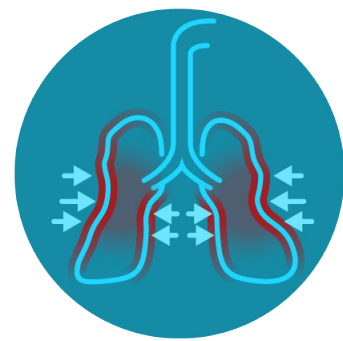
DO NOT ENTER if you have:



FEVER



COUGH



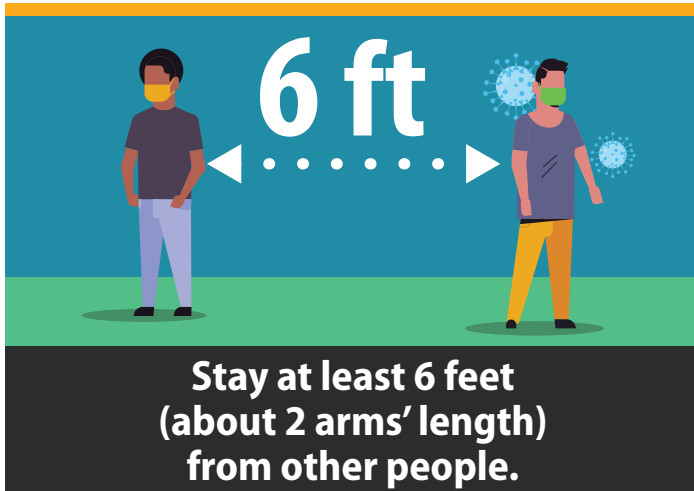
**SHORTNESS OF
BREATH**



cdc.gov/CORONAVIRUS

Stop the Spread of Germs

Help prevent the spread of respiratory diseases like COVID-19.



cdc.gov/coronavirus

Stop the spread of germs that can make you and others sick!



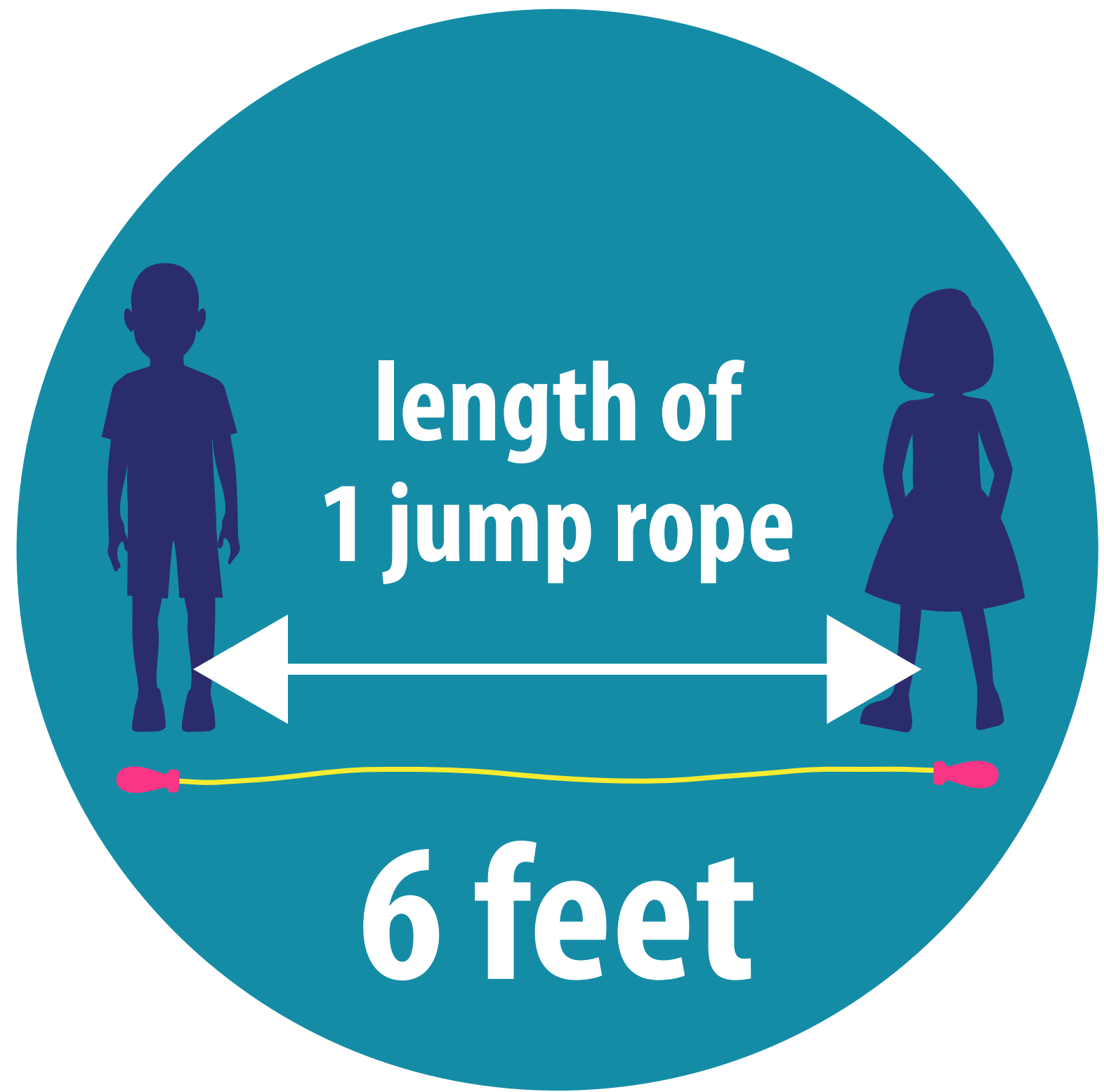
Wash your
hands often



Wear a cloth
face cover



Cover your coughs
and sneezes



Keep **6 feet** of space
between you and
your friends

3 Key Steps to Take While Waiting for Your COVID-19 Test Result

To help stop the spread of COVID-19, take these **3 key steps NOW** while waiting for your test results:

1 Stay home and monitor your health.

Stay home and monitor your health to help protect your friends, family, and others from possibly getting COVID-19 from you.

Stay home and away from others:

- If possible, stay away from others, especially people who are at higher risk for getting very sick from COVID-19, such as older adults and people with other medical conditions.
- If you have been in contact with someone with COVID-19, stay home and away from others for 14 days after your last contact with that person.
- If you have a fever, cough or other symptoms of COVID-19, stay home and away from others (except to get medical care).



Monitor your health:

- Watch for fever (100.4°F), cough, shortness of breath, or other symptoms of COVID-19. Remember, symptoms may appear 2-14 days after exposure to COVID-19 and can include:
 - Fever or chills
 - Cough
 - Shortness of breath or difficulty breathing
 - Tiredness
 - Muscle or body aches
 - Headache
 - New loss of taste or smell
 - Sore throat
 - Congestion or runny nose
 - Nausea or vomiting
 - Diarrhea



2 Think about the people you have recently been around.

If you are diagnosed with COVID-19, a public health worker may call you to check on your health, discuss who you have been around, and ask where you spent time while you may have been able to spread COVID-19 to others. While you wait for your COVID-19 test result, think about everyone you have been around recently. This will be important information to give health workers if your test is positive.

Complete the information on the back of this page to help you remember everyone you have been around.

3 Answer the phone call from the health department.

If a public health worker calls you, answer the call to help slow the spread of COVID-19 in your community.

- Discussions with health department staff are **confidential**. This means that your personal and medical information will be kept private and only shared with those who may need to know, like your health care provider.
- Your name will not be shared with those you came in contact with. The health department will only notify people you were in close contact with (within 6 feet for more than 15 minutes) that they might have been exposed to COVID-19.



cdc.gov/coronavirus

Think About The People You Have Recently Been Around

If you test positive and are diagnosed with COVID-19, someone from the health department may call to check-in on your health, discuss who you have been around, and ask where you spent time while you may have been able to spread COVID-19 to others. This form can help you think about people you have recently been around so you will be ready if a public health worker calls you.

Things to think about. Have you:

- Gone to work or school?
- Gotten together with others (eaten out at a restaurant, gone out for drinks, exercised with others or gone to a gym, had friends or family over to your house, volunteered, gone to a party, pool, or park)?
- Gone to a store in person (e.g., grocery store, mall)?
- Gone to in-person appointments (e.g., salon, barber, doctor's or dentist's office)?
- Ridden in a car with others (e.g., Uber or Lyft) or took public transportation?
- Been inside a church, synagogue, mosque or other places of worship?



Who lives with you?

Who have you been around (within 6 feet for more than 15 minutes) in the last 10 days? (You may have more people to list than the space provided. If so, write on the front of this sheet or a separate piece of paper.)

Name	Phone Number	Date you last saw them	Where you last saw them
------	--------------	------------------------	-------------------------

What have you done in the last 10 days with other people?

Activity	Location	Date
----------	----------	------



Hands
that look
clean can still
have icky
germs!

Wash YOUR HANDS!



U.S. Department of
Health and Human Services
Centers for Disease
Control and Prevention